



ÄÄNEKOSKEN PALOASEMA

112



FINDOOR
THE DOOR REVOLUTION

THE PERFECT SOLUTION FOR ANY BUILDING.

AGRICULTURE | COMMERCIAL | INDUSTRIAL

In less than 30 years, **FINDOOR** has been integrated throughout buildings around the world, thanks to their unique design and proven durability.

Created in Finland, there have been over 40,000 installations in both Europe and North America with minimal service calls every year, making **FINDOOR** the leading manufacturer of folding doors.



17




No chains, springs or bulky rails. This means fewer moving parts and less that can go wrong.

It won't freeze, it won't rust, it won't get stuck, it will just work-guaranteed.

FINDOOR COLORS

We use Colorcoat® SDP 50 for our standard colors, which is a high build pre-finished steel product that has been used on countless projects worldwide. This paint provides a more durable alternative to PVDF (Pvf2) with comparable aesthetic performance. The Colorcoat® brand provides the recognised mark of quality and expertise from Tata Steel. Encompassing over fifty years of innovation, strict testing procedures and manufacturing excellence



RR20 White




RR21 Light gray



RR45 Blue



RR22 Gray




RR23 Dark Gray



RR41 Dark Silver



RR40 Silver



RR32 Dark brown



RR24 Light Yellow



RR29 Red



RR750 Brick Red

*colours are approximate

FINDOOR FEATURES



EASY TO USE

- Works in all weather conditions
- Even the largest doors can be operated by a single person



ENERGY EFFICIENT

- Tight seal allows for minimal outside air and light to enter
- Lower (better) U-Factor



DURABLE

- Minimal service, lasts decades
- 26 gauge steel and EPDM Rubber Seals



SAFETY

- Safe to use, no pinch points between-sections.



DOOR PANEL CONSTRUCTION:

- 26 Gauge steel panels epoxied to high density poly iso insulation providing R-12.5 value and a lower U-Value than overhead, bi-fold or sliding doors.
- Superior construction means strength, keeping weather out and keeping the inside of your building safe.

LIFTING STEEL HINGES

- The lifting hinges ensure that the weather stripping seal has minimum wear on the ground.
- Hinges will remain rust free and functional with minimal maintenance for decades.

FINDOOR CONFIGURATIONS

SIZES | PANELS | WINDOWS | MAN DOORS

Not every building is built the same and **FINDOOR** can be customized for your building.

- Doors can be customized with sizes up to 16 m wide and 10 m tall.
- A **FINDOOR** man door can be placed right in the industrial door for easy access
- Installation as quick as 1.5 hours
- In-swing and out-swing doors allow for more flexibility and do not take up extra space.
- Can be installed on concrete, steel and wood buildings
- **FINDOOR** has the ability to be installed with limited headroom. In some cases only 10 cm are needed.
- **PANELS: 2,3,4,5,6,7,8**
 - Electric Operators can be used with 2,3,& 4 panel doors.
 - Chain Operators are required for 5,6,7, & 8 panel doors.





WEATHER-STRIPPING SEAL

- Made of EPDM Rubber and is functional in extreme conditions.
- Safety is important. The **FINDOOR** weather-stripping protects your hands from being pinched.



FLOOR PLATE

- The **FINDOOR** floor plate is made of high-quality, heavy-duty steel.
- It reinforces the door to withstand against wind and pests.



LATCH MECHANISM

- The **FINDOOR** Latch Mechanism ensures that the door is secured.



EASY GRIP STAINLESS STEEL HANDLES

- Easy to open. Easy to close. Built to last for decades.



PANIC HARDWARE

- Exit device designed to provide a quick and easy exit in emergency situations.



The **FINDOOR** revolutionary access solution is perfect for any **agricultural, industrial or commercial** building. Once installed, it will remain functional and hassle free for decades.



ELECTRIC OPERATORS

FINDOOR doors can also be operated with a wireless remote control. One remote control can open or close **1-4 doors simultaneously**.



The flexible in-swing and out-swing doors provide full access to the entrance and do not take up any additional space when fully opened.







CUSTOMIZABLE DOORS

PERFECT FOR:

Agricultural Buildings | Dairy Farms | Barns | Shops | Airplane Hangers | Warehouses | Car Washes | Dealerships | Auto Shops | Fire Stations | Loading Facilities | Fabrication Shops | Emergency Response Buildings | Commercial Buildings | Industrial Buildings | **Many More!**





FINDOOR folding doors are the perfect solution for your building.

JOIN THE DOOR REVOLUTION
INFO@FINDOORINTERNATIONAL.COM



FINDOOR

THE DOOR REVOLUTION

WWW.FINDOORINTERNATIONAL.COM
INFO@FINDOORINTERNATIONAL.COM